

GARDEN DOORS

Traditional & Architectural Series



BOTANICA™
GARDEN • DOORS

GARDEN DOORS

Arched Botanica Garden Door

Botanica Garden Doors combine innovative styling and engineering design with energy-efficient performance that complements any home. Botanica Garden Patio Doors come standard with stainless steel operator hardware at no additional cost. This line also offers $6\frac{9}{16}$ jambs for 2x6 construction.



Botanica Garden Doors are manufactured from virgin vinyl compounds that insure a maintenance-free, high-strength door. The multi-hollow, fusion-welded design adds structural integrity to resist warping, bowing, and twisting.

Botanica Garden Doors offer a unique "rain shed" weather-stripping design, full height gear hinge, and a warm edge spacing system for energy efficiency. They are available in single patio, French, or center-hinged and come in three colors.



ACCESSORIES

Our Garden Doors are available with a wide range of standard sized sidelites and transom windows as well as custom sizes.

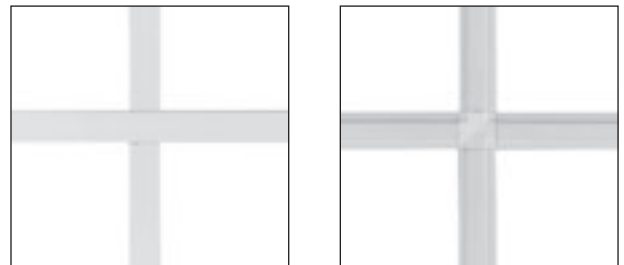


High performance Low-E glass is available for insulating enhancement of the glass and provides UV protection to carpets, drapes and furniture.

Aluminum screen frame with fiberglass screening rides on four adjustable rollers for ease of operation.
(standard series only)


GRILLES


Choose from our grille patterns between the insulated glass to create that traditional colonial look to your new door.



COLOR CHART

Colors are uniform and consistent throughout the thickness of material requiring only soap and water to keep that like-new appearance.





Screens not available for arched series.

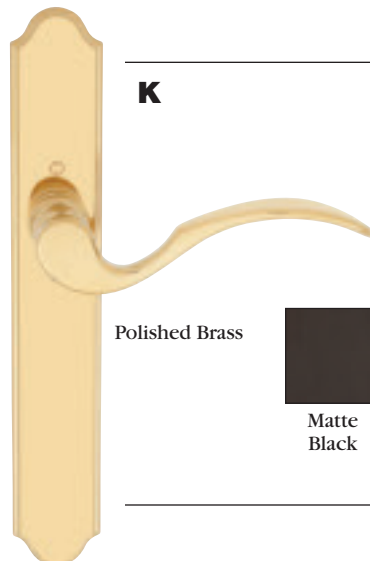

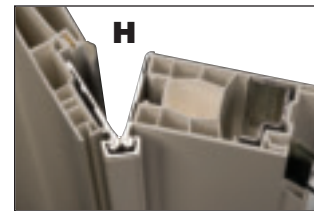



RETRACTABLE SCREEN SYSTEMS

This Queen Anne style perimeter pattern allows screens to retract and be virtually out of sight when not in use. Retractable screens can be made to fit almost any door application. Screen heights up to 110" and widths up to 55" are available.

STANDARD FEATURES

- A** 7/8" tempered clear insulating glass featuring a warm edge spacer.
- B** Fusion welded frame and sash for greater strength, durability and protection from air/water infiltration.
- C** Multiple internal air chambers provide layers of insulation even in the warmest or coldest temperatures.
- D** Sloped anodized aluminum sill resists wear.
- E** Full perimeter weather strip keeps cold out and warm in.
- F** Integral nail-fin for airtight installation.
- G** 4 9/16" and optional 6 9/16" jambs for regional construction requirements.
- H** Full height anodized aluminum gear hinge provides incredible structural strength to door panel.
- I** Multi-point lock system with stainless steel hardware deadbolt and key lock for optimal safety.
- J** Additional flush bolts at head and sill on inactive panel of french door.
- K** Standard center deadbolt with keylock affords optimum security, color options in polished brass, polished chrome, brushed chrome, antique brass, matte black, oil-rubbed, satin nickle, or white.



K

Polished Brass



Polished Chrome




Brushed Chrome



Antique Brass



Matte Black



Oil-Rubbed




Satin Nickle



White

CENTER HINGED DOORS



W x H or H
 59½ x 79½ or 81½
 71½ x 79½ or 81½


Custom Sizes Available

ARCH SERIES

W x H
 59½ x 81½
 71½ x 81½



FRENCH DOORS



W x H or H
 59½ x 79½ or 81½
 71½ x 79½ or 81½


Custom Sizes Available

ARCH SERIES

W x H
 59½ x 81½
 71½ x 81½



SINGLE PATIO DOORS




W x H
 29¾ x 79½
 35¾ x 79½
 33⅝ x 81½
 37⅝ x 81½

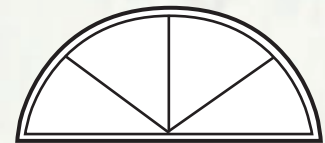
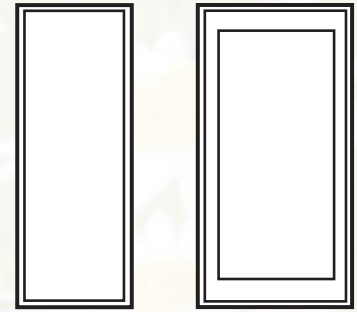
Custom Sizes Available

ARCH SERIES

W x H
 33⅝ x 81½
 37⅝ x 81½



CUSTOM SIZES AND DESIGNS



Choose from a variety of narrow-line or sash set French sidelites to expand your door. Structural mullion covers are available for multi-section doors.

Also choose from a variety of transom lites above your door to create that truly grand entrance.

- Lifetime warranty on door unit, screen, and hardware.
- Ten year warranty on insulated glass.
- Test data available upon request.
- NFRC Certified
- AAMA Certified



AUTHORIZED DISTRIBUTOR