

# Tilting SINGLE & DOUBLE Hung Window



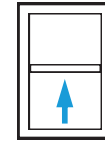
*We Enthusiastically Look Forward To Your Order!*



Single Hung

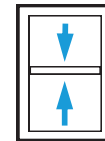
Double Hung

Single Hung Window



	Min	Max
Width	18.5"	52"
Height	26.5"	84"
U I	46"	120"

Double Hung Window




	Min	Max
Width	16.75"	52"
Height	24.75"	84"
U I	40"	120"



Sash Vents



FlexScreen



Non-metal Reinforcement at Interlock



Tilt in for Easy Cleaning



- ▶ Four corner fusion welded frame and sash
- ▶ Multi chambered frame engineered for strength and insulation benefits
- ▶ Foam filled frame available
- ▶ Beveled Exterior screen track to accommodate half or full screen
- ▶ Sloped Sill with Drip Edge
- ▶ Block and Tackle or Constant Force Balance System
- ▶ Full Length Balance cover for improved appearance
- ▶ Sash Vent Limiter or WOCD Restrictor option
- ▶ Composite cam action locks and keepers (Two locks on windows ≥ 24")
- ▶ Full length overlapping Interlock with Fin Seal Weather Stripping
- ▶ Non-Metal Reinforcement at Interlock
- ▶ Extruded full-length Lift Rail for easy operation
- ▶ Tilt in sash(s) for easy cleaning
- ▶ Exterior Built-in J Channel and Snap on J Option
- ▶ Exterior Brick Mould, Sill Nose, Snap on J and 3 1/2" trim options
- ▶ Interior Extension Jambs available
- ▶ 3/4" I.G with Double Strength Glass
- ▶ Various Low-E and Obscure Glass Options
- ▶ 3 1/4" Overall Frame Depth
- ▶ Extruded Pre-Punched 1 1/8" tall Nail-Fin
- ▶ 2 1/16" Inside nail Fin
- ▶ Replacement Frame Options available
- ▶ 3/0 x 5/2 Egress (5.7 sq. ft.)
- ▶ P30/DP50
- ▶ Standard or Custom Size Available

*All-Inclusive*

**NON-TRANSFERABLE**


**20 Year WARRANTY**

\*Some Restrictions Apply

## Color Choices

Many color and laminate combinations are available. Choose from same exterior and interior solid vinyl colors, interior laminate woodgrains, interior and exterior solid color laminations, or exterior and interior paint coatings. Warranty covers both exterior and interior laminates and paints. See warranty for details. Actual colors may vary from those shown.

### Exterior/Interior Solid Vinyl Colors



### Exterior/Interior Laminates

\* Minimum of 100

### Interior Laminate Woodgrains



Jamb and casing available in same colors as windows including woodgrains. Woodgrain laminates are available only on white base for 3100 and 3300.

### Exterior/Interior Paint Coatings

\*Custom color matching and custom laminate colors are available for larger jobs.



## Climate Smart Pro EnTech Insulating Glass

EnTech insulating glass units deliver the ideal energy balance of solar heat control, high visibility and fade protection. With gas filled chambers and Low-E coatings, our windows provide high levels of year-round comfort and energy savings.

Glass Package	Pieces of Glass	Silver Layers	Gas Filler	Neat® Glass	Northern Region ENERGY STAR®	U-Value	SHGC	VT
<b>STANDARD</b> <b>EnTech</b> EnTech is a dual-glazed, soft coat Low-E glass unit.	2	2	Argon	No	Exceeds Current	.27	.27	.46
<b>OPTIONAL</b> <b>EnTech Pro</b> EnTech Pro is a dual-glazed, soft coat Low-E glass unit.	2	3	Argon	Yes	Meets Standard	.27	.20	.48
<b>OPTIONAL</b> <b>EnTech Peak</b> EnTech Peak is a top-of-the-line insulating glass unit. Not available in single hung or single slider.	3	5	Argon (standard) Krypton (optional)	Yes	Exceeds Standard	.18	.18	.34

### Plus (EnTech+, EnTech Pro+ and EnTech Peak+)

Add the plus feature to any of the above glass packages to obtain additional Low-E coating on the interior. The interior piece of glass is a hard coat Low-E. This option improves the EnTech or EnTech Pro u-value between .03 and .05.

Performance numbers shown for dual glazed windows (EnTech Peak is triple-glazed) without grids. Manufacturer reserves the right to modify materials that impact ratings. ENERGY STAR criteria is based on the rigorous Northern climate zone.

\*Neat® is an invisible, durable and permanent coating that helps your windows stay clean longer. It uses the sun's UV rays to loosen dirt so water can rinse it away

\*\* Meets Northern Energy Star Standard with different option in windows. Please contact for more information.

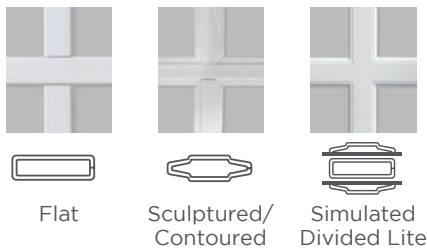
\*\*\*Results listed are for the North-Central, South-Central, and Southern regions for Energy Star. The Northern Region implements new standards. Check with your dealer for further information.

## Grid Types and Patterns

### Grids in the IG

(in between the glass)

Optional grid colors/ woodgrains for interior and exterior. Multiple grid patterns available.



## Brick Mould Options Exterior Enhancements



North Mankato, Minnesota • (507) 625-4278  
 Union, Missouri • (636) 583-0850  
 North Aurora, Illinois • (630) 892-5091  
 Other Plants Include GA, WA, CA  
 www.LindsayWindows.com  
 info@LindsayWindows.com

AUTHORIZED DEALER: